

Spring Digital Art

March 20, 2022





Review time!



Let's review last week's lesson on the **St. Patrick's Day Craft**.



Who is St. Patrick?

- A) Ed Sheeran
- B) A slave who not only forgave his slave masters but took the gospel to them.
- C) A leprechaun who likes gold and rainbows

Who is St. Patrick?

- A) Ed Sheeran
- B) A slave who not only forgave his slave masters but took the gospel to them.
- C) A leprechaun who likes gold and rainbows



Why do we wear green on St. Patrick's Day?

- A) Believed to make people invisible to leprechauns
- B) It is a lucky color
- C) Attracts leprechauns so they give you gold
- D) So you turn into a leprechaun

Why do we wear green on St. Patrick's Day?

- A) Believed to make people invisible to leprechauns
- B) It is a lucky color
- C) Attracts leprechauns so they give you gold
- D) So you turn into a leprechaun



Which of these are **NOT** true about the **REAL St. Patrick**?

- A) He wasn't from Ireland, he was from England
- B) He was kidnapped by pirates
- C) He turned to God and God sent him back to Ireland to spread Christianity to them
- D) He hides his gold at the end of a rainbow

Which of these are not true?...

- A) He wasn't from Ireland, he was from England
- B) He was kidnapped by pirates
- C) He turned to God and God sent him back to Ireland to spread Christianity to them
- D) He hides his gold at the end of a rainbow



Lesson: Spring



What is Spring?

Spring is one of the four seasons: Spring, Summer, Fall, and Winter. .

During spring, dormant (inactive, resting) plants begin to grow again, new seedlings sprout out of the ground, and hibernating animals awaken.



When is spring?

Spring 2022 starts on Sunday, March 20, which is today!

It will end on Tuesday, June 21.



Facts about spring!

- Spring days are longer.
- In spring, the weather is warmer.
- Baby birds learn to sing during spring.
- Many animals like cows, ducks, and birds have their babies in spring.
- Before spring was called “spring,” it was called Lent.



Lesson: Layers

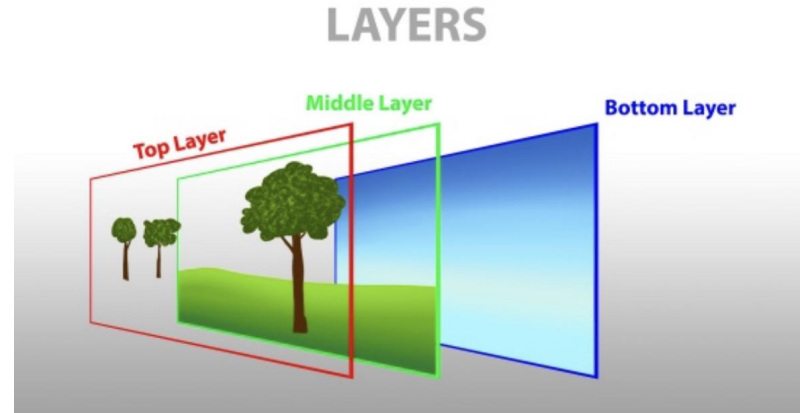


What are layers?

They are like stacked sheets of transparent paper.

Using layers to overlap each other gives depth to an illustration.


Some artists will use 7~8 layers on a character's eyes alone!



How do we use layers?

We use layers to easily erase, add, or move things around the drawing without changing the whole drawing.

We usually make the lowest layer the background, and as things are closer to us or on top of things, they become the top layer.



Putting the apple layer
below the tree layer



Putting the apple layer
above the tree layer



How to make your own spring painting



1) Fill your whole screen with a light blue

Click on the + at the top and choose the “3 : 4 (SD)” option.

Next, choose a sky blue color.

Then choose the “fill bucket” tool (tool that looks like a paint bucket tipped over) and tap your screen once to fill the screen with blue.

We will be mainly using the fill bucket tool, the brush tool, and the eraser tool today.



2) Drawing the grass

Make a new layer.

Draw an outline of the grass. →



Then fill in the grass with a light green color with the fill bucket tool.

Make sure that the grass isn't too high, or there will be no space for the next step!




3) Drawing the flowers

Make another layer.

With your drawing tool, draw the outline of a flower you want. You can use any color.

Once you finish, use the fill bucket tool to fill in your flower with the color you want.

You can then draw the stem and center of the flower.



4) drawing extras to the environment

Make a new layer.

Add extra stuff to the environment, such as clouds, bees, birds, cows, duck, and other animals and plants!



5) Put everything together

Once you've added all the flowers, bees, clouds, grass, animals together, you have finished your spring drawing!

